



CORNWELL[®] **QUALITY TOOLS**


20 EQUIPMENT FLYER
25 MARCH-APRIL



MCL53134A Refillable Universal Dye/Oil Injector

Inject oil or dye by connecting to the low side of the A/C system and twisting the handle until you reach the desired amount. Heavy-duty, anodized aluminum 2oz. container with dye scales in 1/10 ounce, 1/4 ounce and milliliters.

\$99.95 ~~\$111.95~~



MCL53123YF Refillable R1234yf Oil Injector

Inject oil or dye by connecting to the low side of the A/C system and twisting the handle until you reach the desired amount. Heavy-duty, anodized aluminum 2oz. container with dye scales in 1/10 ounce, 1/4 ounce and milliliters. Includes R1234yf coupler.

\$169.95 ~~\$189.95~~



FJC6930CW 5 CFM Spark Proof Vacuum Pump for R-1234yf / R-134a

Dual inlet T-fitting compatible with both R-1234yf and R-134a. Spark-proof design for safer operation. 1,725 RPM pump with twin-port technology. 1/3 HP motor provides a powerful vacuum. Large oil level sight glass and easily accessible drain plug. Lightweight, durable construction for easy handling and long-life. Thermally protected motor with on/off rocker switch. High-volume fan and cooling fins keep motor and pump cool. Safe to use as a replacement pump for recovery machines. Includes 1/2" RH male x 1/2" ACME LH male inlet fittings.

\$219.95 ~~\$249.95~~

MCL58490 R12 & R134a No-Leak Valve Core Remover/Installer

Removes and installs R134a and R12 vehicle AC service port valve cores with no refrigerant loss. Eliminates the need for evacuating A/C system prior to replacing valve cores. For use with all R12 & R134a system valve cores for Standard, JRA, Eaton and GM Large Bore.

\$144.95 ~~\$161.95~~



MCL55900 IntellaSense II Leak Detector

Heated tin oxide sensing element. Sensing life is 2,000 hours. Detects all refrigerants (HFC, CFC, HCFC, and blends). Response time less than one second. Battery: (2) C alkaline 6,000 mAh batteries (included). Operating range: 0°F to 120°F


\$289.95 ~~\$322.95~~



MCLC89772AYF R1234yf/R134a Premium Dual Manifold Gauge Set

Professional extruded aluminum block, 72" hoses and 2-1/2" silicone dampened, recalibrateable gauges. Free-floating piston type valves reduce o-ring wear. Extra access port for vacuum line. Extra large sight glass for visual refrigerant check. Large easy-to-grip knobs and patented manual couplers.

\$329.95 ~~\$376.95~~



MCL289772 R134a Manifold Gauge Set with 72" Hoses


Aluminum manifold block, anti-flutter gauges, 72" hoses and standard couplers.

\$132.95 ~~\$147.95~~

MCL83272 R1234yf Manifold Gauge Set

Anti-flutter gauges smooth out needle movement. Piston type free-floating valves reduce o-ring wear. Red and blue nylon barrier hoses with 12mm-m fittings on both sides meets SAE J2888, EPA, SAE and UL standards. Yellow hose with 12mm fitting on one side and 1/2" x 16 ACME on the other meet SAE J2888.

\$229.95 ~~\$257.95~~



CWMXHD HD Truck Fully Automatic 134a A/C Service Machine

Built for commercial and heavy-duty applications. Fully automatic for fast and efficient servicing of large capacity A/C systems. Easy-to access external tank for flexibility in tank size. Extra long 18' hoses. 6CFM, 2-stage vacuum pump. 12.67cc twin-piston compressor. 3.5" pressure gauges. Heavy-duty steel frame construction with 10" foam-filled tires. 7" color touch screen. WiFi and Bluetooth® enabled. Includes 50 lb. tank, heater blanket and 2-year full-coverage warranty.



\$8,995.00

MCL91788 Mobile Monster R134a Recover & Charging Station

Heavy-duty work station built to endure and excel in any environment, from challenging fieldwork to regular usage. Robust steel framework (36 1/4 x 28 3/4 x 25") and reinforced components ensure optimal performance, even in the most demanding conditions. Extra-large, 10" pneumatic off-road tires. 4-way aluminum manifold and electronic charging scale. 6 CFM, 2 stage vacuum pump. Twin Turbo refrigerant recovery machine. Nylon barrier hoses with standard (1/4" x 1/4") fittings. Recovery cylinder sold separate.



\$2,695.00 ~~\$2,995.00~~

RECOVER & RECYCLE

A RAC1234YF Premium R1234yf Recovery, Recycle, Recharge Machine with Identifier

Service both standard and high-voltage R1234yf systems. Fully automatic recover, vacuum, leak test and charge. Long 12' hoses and large 3 CFM, 2-stage pump. Automatically refills the internal tank. Industry-leading 98.5% recovery efficiency Includes: free on-screen vehicle refrigerant and oil specification database, dust cover and 2-year warranty

\$8,495.00 ~~\$8,695.00~~

B RAC34288NI Semi-Automatic R134a Refrigerant Recovery Machine

Long 12' hoses allow more versatility and a 2-stage vacuum pump provides industry-leading efficiency. Large, color multilingual display. Includes free dust cover and 2-year warranty.

\$4,795.00 ~~\$5,295.00~~

C RAC34788NI Fully-Automatic R134a Refrigerant Recovery Machine

Automatically recover, vacuum, leak test and charge. Built-in UV and oil injection. 2-stage, 3CFM pump and long 12' hoses. Background tank refill and onboard hose flush. Includes on-screen vehicle specification database, dust cover and 2-year warranty.

\$5,995.00 ~~\$6,595.00~~



HD Scan Tool Promo

TEXTTAXTPROMOC - with Free Car Software & TruSpeed Subscription
TEXTTAXTPROMOO - With Free Off-Highway Software (OHV Cables Sold Separate)

Enhanced coverage for HD truck, bus & medium-duty. Also includes additional software coverage for cars & light trucks or construction & agricultural equipment. Coverage for powertrain, ABS and trailer. Complete system scan and advanced bi-directional testing. 11.6" Gorilla glass display. Includes Axone Plus tablet, TXT Multihub VCI, 9-16 pin adapter, 1-year updates, 1-year technical information with wiring diagrams & repair information.

\$7,495.00 ~~\$9,545.00~~



ASEHU35025 *New!* Universal Digital Pressure Tester

Test pressure and vacuum from -14.5 to 4,351 PSI (-1 to 300 Bar) with 0.145 PSI (.01 Bar) accuracy throughout the entire test range. Includes universal compression & injector adaptors plus universal low-pressure adaptors to test vacuum, diesel & gas systems, cooling, AD Blue, oil, air filter, exhaust & turbo system pressure. User-friendly, self-calibrating tablet with 7" color TFT touch screen, rechargeable battery, sensor calibration, and 12 test configurations. Save and export test results. Includes 7" tablet, 0-300 bar sensor, 1-3 bar sensor, universal diesel compression adapter, universal gasoline compression adapter, (8) quick coupling adapters, vacuum adapters. Additional adapter kits available to test cylinder leakage and high pressure diesel.

\$1,399.00 ~~\$1,695.00~~



RB1030 5 Piece Spark Plug & Sensor Thread Chaser Set

Restores and cleans threads in spark plug holes, Nox sensors, O2 sensors and more. Unique design can be used with a wrench, socket and 3/8" drive ratchet or extension for long reach applications and recessed spark plug holes. Low profile for access into confined areas. Includes M10 x 1.0, M12 x 1.25, M14 x 1.25, M18 x 1.5, M20 x 1.5 and vinyl holder. Made in USA.

\$49.95 ~~\$57.95~~



ARBYSET5 5 Piece Bypass Wrench Set

3/8" Drive Wrench Set connects ratchet, extension and/or breaker bar. Accesses bolts and nuts by going around obstructions. Designed for turbo bolts and nuts on Cummins, Detroit Diesel, Mack, Volvo, International, John Deere, Komatsu and Audi. Works on a variety of applications.

\$199.95 ~~\$219.95~~



LS34720 8 Piece Injector Seal Installer Kit

Used for replacing Teflon Seals on most Hitachi, Bosch, Continental and Delphi Single and Double Sealed Fuel Injectors found on many Ford, GM and Subaru Engines. Also works on many Ford ECO injectors with direct injectors.

\$74.95 ~~\$84.95~~



SLC15300 EGT Sensor Socket Set

Designed to remove exhaust temperature sensors. Drives all 6 sides of the hex equally to reduce the chance of damage. The 3 different sizes and two different styles will remove most if not all EGT sensors used on cars, light, medium, and heavy-duty trucks on the road today.

\$124.95 ~~\$179.95~~



LS40740 Diesel Injector Puller Kit

Compatible with a variety of injectors found in Cummins and Duramax engines. Two-jaw design firmly grips the injector while it is being removed by the slide hammer. Includes three application specific attachments. Remove the shoulder bolt to switch between the attachments. Applications: Duramax 2001-2010, LB7, LLY, LBZ and LMM. 2011 and newer LML engines. Cummins 2003 to 2018 5.9L and 6.7L.

\$249.95 ~~\$289.95~~



SLC13900 19mm & 22mm Cummins Fuel Line Sockets

Easily access and torque Cummins fuel injector lines correctly, reducing the possibility of a fuel leak or preventing damage to the line, fuel rail or fittings. Easily apply the factory torque of 80 ft.-lbs. on ISX engines and 30 ft.-lbs. on ISB engines. The 19mm, 1/2" drive socket is designed for Cummins ISB engines, 1998-current. The 22mm, 1/2" drive socket is designed for Cummins ISX engines, 2007-current.

\$49.95 ~~\$59.95~~



ASD6006ACW 6/12/24V Heavy-Duty Charger with 280A Crank Assist

Safe for SLA, AGM, and maintenance-free batteries. 6V/70A, 12V/65A and 24V/30A charge ratings. 120-minute timer with continuous charge hold. 12V/280A engine start crank assist. 500A fully insulated clamps and heavy-duty chrome plated handle. Two-Year "bumper-to-bumper" Warranty and Five-Year Limited for Transformer/Rectifier. Made in USA.

\$809.95 ~~\$899.95~~



SHOP EQUIPMENT



IP8048 Heavy-Duty Fleet Terminal Cleaner Kit

Cleans and repairs most electrical connectors found on cars, trucks, and industrial equipment in North America. Used as both service and preventative maintenance tools.

\$139.95 ~~\$159.95~~

IP9102 Heavy Ranger MUTT® Trailer Tester

A commercial trailer light and electric brakes tester that reduces guesswork and saves time by powering each trailer electrical circuit in 7-way round pin arrangements. Allows for proper verification of wiring configuration, ground integrity, short circuit and overload conditions, along with electric brake operation and turn signal simulation.



\$239.95 ~~\$264.95~~

IP9101 Light Ranger MUTT® Trailer Tester

For 7-flat, 6-round and 4/5 flat pin trailer harnesses, the Light Ranger MUTT® simulates all electrical circuits of standard towing vehicles for boating, RV, landscaping, hunting and similar type light duty trailers. Comes with a battery charger and 3-way trailer harness adapter.



\$239.95 ~~\$264.95~~

THCTOR218 70L Oil Drain Tank and Pneumatic Evacuator

Combination air-operated fluid evacuator plus portable oil lift drain with 18.4gal/70L steel tank. Large 2.4gal/10L oil catch pan with filter, leak-proof design and adjustable height. Pneumatic evacuator uses shop air to vacuum oil from vehicle into 2.4gal/10L reservoir with graduated markings. 360°anti-wear, silent casters with built-in brake. Also uses shop air to discharge oil from large storage tank. Includes five evacuation tubes: 5-1Pcs; 6-2Pcs; 8-2Pcs.

\$549.95



TUXPWB1600 Work Bench

Heavy-duty steel construction supports up to 1,600 lbs. Large 59.5" x 27.5" work bench area. Adjustable leveling leg stands. 2" retaining fence on three sides. Durable powder-coat finish. Overall size: 60"W x 28"L x 34.75"H

\$759.00 ~~\$795.00~~



TUXPTDT1000 Tear Down Table with Drain

Integrated offset table drain & 3 gallon catch basin. Heavy-duty steel construction supports up to 1,000 lbs. Lockable storage drawer. Large 46.8"W x 31.5"L table top area. 4" swivel poly casters (2 locking). Durable powder-coat finish. Overall size: 47"W x 32"L x 41"H

\$1,099.00 ~~\$1,249.00~~



TUXPTDTPW1000 Tear Down Table with Retractable Parts Washer

Retractable 3.5 gallon parts washer. Integrated offset table drain & 3 gallon catch basin. Heavy-duty steel construction supports up to 1,000 lbs. Lockable storage drawer. Large 46.8"W x 31.5"L table top area. 4" swivel poly casters (2 locking). Durable powder-coat finish. Overall size: 47"W x 32"L x 41"H

\$1,949.00 ~~\$1,995.00~~





MERM998090
Hood Picker Adapter

Attach to engine crane for one-person removal / installation of vehicle hoods and trunk decks. Universal design easily installs on most engine cranes. Adjusts to nearly any hood. Heavy-duty construction. Made in USA. (engine crane not included)

\$239.95 ~~\$269.95~~



CTJT1KA
1,000 lb. Air Assist Telescoping Transmission Jack

Designed for the removal, installation and transporting of transmissions and transfer cases on vehicles that are supported by lifts. Minimum height of 35". Foot activated raising and lowering pedals. Manual operated second stage hydraulics provide precise and controlled raising and lowering of load. Universal saddle with four ratcheting arms. 2 locking casters to prevent moving. Nylon strap tie down secures the load to the saddle. Compliant with the latest ASME PASE-2014 safety standard.

\$1,849.00 ~~\$2,199.00~~

CSEVS10TXTA
10 Ton Extra Tall Vehicle Stands

Extra tall jack stands to provide versatility for high lift points. Used in pairs for supporting trucks, trailers and equipment. High-strength steel with reinforced, tubular legs. Multiple height adjustments in 2" intervals. Large saddle with side lugs to support and position vehicle frame. Multiple hole locations in the support tube make pin facilitated height adjustment quick and easy. Height range: 28.1" to 46.5"; Base: 15.7" x 15.7"; Saddle: 3.25" x 5". Compliant with the ASME PASE - 2019 Safety Standard

\$419.95 ~~\$489.95~~



CSEVS22T
22 Ton Pin Style Vehicle Stands

Designed for use in pairs supporting heavy-duty automotive vehicles after lifting. Large v-shaped saddle to support and position vehicle frame. Multiple hole locations in support tube make height adjustments quick and simple. Height adjustment pin is attached to stand to prevent loss. Compliant with the latest ASME PASE-2014 Safety Standard. For use in pairs only.

\$429.95 ~~\$529.95~~



6 Ton Vehicle Stands
CSEVS6TBL - Blue **CSEVS6TNG** - Neon Green

Wide four legged steel base for stability. Support column with ratchet teeth provides multiple height positions. Self-locking handle and pawl secures column in place. Large saddles for easy positioning of the load and support.

\$149.95 ~~\$189.95~~



3-1/2 Ton Service Jack, Blue
Monster
CSESJ350NB - Blue
CSESJ350NG - Green

Super low 3.6" height and contoured arm access hard-to-reach lift points. Dual-pump pistons quickly reach service height. Premium seals, hydraulic fluid and pistons. Extra large front wheels for maneuverability. Max. height: 20.3"; Overall width: 14.25"; Overall length: 28"; Saddle diameter: 4.7"; Handle length: 50.5". Manufactured to comply with the ASME PASE-2019 Safety Standard.

\$449.95 ~~\$549.95~~

CTJFTS Fuel Tank Saddle Adapter

Use to remove, install and transport empty automotive gas tanks. Foam support pads can adjust for height, width and length to fit most gas tank configurations, up to 40 gallons. Ground wire assembly prevents static electric discharge on older metal tanks. (2) 8 ft. tie-down straps secure the tank to the adapter. Installs easily onto Cornwell® transmission jack saddles (CTJTJ1KA and CTJTJ1KH). Also compatible with most other transmission jacks.

\$249.95 ~~\$299.95~~



MERM998104 12" x 16" Heavy-Duty Auto Dolly

Designed to allow one person to move automobiles, trucks, boats and trailers, lawn mowers, jet skis, and most other heavy vehicles with ease. Made of super-strong 1/4" steel. Weight Capacity: 2,500 lbs. per dolly. Sold in a set of two (2).

\$179.95 ~~\$209.95~~

CSEBJ20TA 20 Ton Air/Hydraulic Bottle Jack

Compact and heavy-duty design. Can be operated manually or pneumatically. Powerful, pump-free air motor effortlessly raises the load. Extension screw adjusts to desired work height for added reach. Fully welded base and built-in safety valve. Equipped with external return springs. Min. height: 10-5/16". Max. height: 19-7/8". Saddle diameter: 1-3/4". Meets ASME PASE-2019 Safety Standard.


\$259.95 ~~\$339.95~~



CSEUH15PA 1,500 lb. Underhoist Stand with Foot Pedal

Designed to support vehicle components. Ideal for exhaust system installations, engine support during transmission installation and shock absorber replacement. Bearing mounted spin handle and self-locking Acme™ threaded rod provide easy height adjustment. 12" diameter base provides stability. Lightweight, slender design allows for easy handling in tight areas. Contoured saddle supports most component configurations. Foot pedal model will lift a vehicle component weighing up to 400 lbs. another 1-1/4". Compliant with the latest ASME PASE-2014 safety standard.

\$219.95 ~~\$259.95~~



CSEUH15PL 1,500 lb. Low-Height Underhoist Stand with Foot Pedal

Low height is ideal for supporting low hanging vehicle components. Useful during exhaust work, engine support and suspension work, especially when clearance is limited. 12" diameter base and contoured saddle. Foot pedal provides 1-1/4" height movement. Compliant with the latest ASME PASE-2014 safety standard. Min height: 35-1/4"; Max height 57-1/2"

\$169.95 ~~\$189.95~~



CSESP22T 22 Ton Shop Press with Hand Pump

Heavy-duty, steel channel frame with wide base provides strength and stability. Glycerin filled pressure gauge reduces needle flutter for precise readings. Multi-position bed allows work height adjustment. Adjustable, sliding head and self-retracting ram. Includes pair of arbor bed plates.


\$1,149.00 ~~\$1,449.00~~

VEHICLE LIFTS

TUXLR10KTLPAD *New!* 10,000 lb. Commercial Low-Rise Pad Lift

10,000 lbs capacity. Low rise, commercial grade pad lift. Ideal for express tire & wheel service. Surface mount install configuration. Integrated outer frame & ramps provide drive-on & off clearance for wide vehicles. Latch release handles on each side of lift. Dual hydraulic lift cylinders. Diamond plate ramps. Durable rubber platform contact pads. 3 locking height positions. Metal hose covers 55"l (2ea). Includes standard (4ea) HD multi-position height adapters & (4ea) 1.5" rubber pads. Power unit pedestal stand. Durable powder coat finish.

\$4,895.00 ~~\$5,195.00~~



TUXLTPT2500AHX *New!* 2,500 lbs. Powertrain Lift Table, Air/Hydraulic

Innovative, portable scissor lift to install powertrain components. Air system hand controls for lifting, locking and lowering. Compressed air / HP hydraulic operation. Multi-adjustable powertrain platform with expandable length, tilt & height adjustments. Locking swivel & directional poly casters, tool tray and removable hand bar. Integrated air gauge with water separator. Platform Size: 23.6"W x 31.5 - 36.7"L; (3) Locking Height Positions: 49", 61", 68"; Max Platform Height: 72"; Min Platform Height: 35"; Overall Size: 71.3"L x 33.5"W. Includes (4) tie-down ring eyelets and (1) HD ratchet strap. Optional support adapter kit (p/n TUXLTPTPSAEK).

\$6,395.00 ~~\$6,795.00~~

TUXMR6K48X 6,000 Lb. Portable Mid-Rise Lift

Extended, sliding adjustable radius arms can be used with cars and light-duty trucks. Portable trolley supports pump and is used to move lift. Twin hydraulic cylinders and scissor-design for maximum strength and stability. Multiple safety lock positions. Includes swivel pads. Overall Length 96-1/2"; Overall Width 39-5/8" - 62"; Lifting Height with Adapters 54"; Min. Pad Height 7"; Power 115V - 15 Amp - 1PH

\$3,895.00 ~~\$4,395.00~~



TUXM1000C 1,000 lb. Motorcycle Lift with Drop Out Panel, Pneumatic

*Shown with optional wheel vise. 1,000 lbs. capacity with 30" max lift height. 84" x 24" platform table. Air powered (90-100 PSI). Min height 7". Optional accessories available: Wheel Vise (TUXMWISE); Side Extension Kit (TUXMSIDEEXT); Front Extension (TUXMFRONTEXT); Cycle Jack (TUXMJACK).

\$1,649.00 ~~\$1,835.00~~



VSGF10N500MBL
10,000 lbs. Two Post Lift, Symmetrical, 3-Stage Front Arms

10,000 lbs capacity. Symmetrical column design. Versatile 3-stage front and 2-stage rear arms. Top mounted Direct-Pull lifting technology. Cylinder rod concealed inside carriage. Adjustable width options. Single point lock release. Includes low-profile drop-in adapters, adapter extensions (1.75", 3.5", & 5") and storage bracket. Powder coated finish. ALI Certified. Maximum Rise: 76 -1/4"; Overall Width: 131" or 137"; Drive through clearance: 99" or 105"; Voltage/Amps: 208V/230V, 17 amps; Ceiling Height required: 144"

\$6,795.00 ~~\$6,895.00~~



TUXTP11KCDX
11,000 lbs. Two Post Lift, Asymmetric

User-friendly bi-symmetric configurable arms, 3-stage front arms and symmetric columns. Direct Drive pull cylinders. Single point lock release. Rubber door guards and spin up low profile lift pads. Includes 2" and 4" stackable truck adapters. Max Lift Height 71"; Width Between Columns 116"; Drive Thru Clearance 104"; Height Overall 144"

\$5,995.00 ~~\$6,495.00~~



*CAR NOT INCLUDED



VSG110N500MBL
10K, 3-Stage Spot-Rite™ Symmetrical Arms

Symmetrical column design. Spot-Rite™ 3-stage arm allows positioning the vehicle doors in front of or behind the columns. Adjustable width options. Includes (4) low-profile drop-in adapters, (4) 3.5" extensions, (4) 5" extensions and adapter storage bracket. ALI Gold Certified. Max Rise: 76-1/4"; Required Ceiling Height: 144"

\$7,395.00 ~~\$7,592.00~~



TUXTP12KSCDX
12,000 Lbs. Two Post Lift, Symmetrical Arms

ALI Certified, heavy-duty, 2 post lift. 2-stage, low profile swing arms, adjustable height swivel pads and single-point cable lock release. Padded overhead safety shut-off bar. Direct (push) drive hydraulic cylinders. External hose guards and rubber hose guards. 2.6" and 5" stackable height adapters. MET UL/CSE Certified Duro power unit. Overall Height: 168-1/2"; Overall Width w/ Power Unit: 151-5/16"; Max Lift Height: 75"; Width Between Columns: 122"; Min. Pad Height: 4-7/8"; Drive Thru Clearance: 109"; Lifting Speed: 50 Seconds; Power: 220V - 20 AMP - 1 PH.

\$9,195.00 ~~\$9,495.00~~



Complete Wireless CCD Wheel Alignment System

CMBCDWA1100CWAS - With Wheel Stands **\$22,395.00** ~~\$23,295.00~~

CMBCDWA1100 - Without Wheel Stands **\$19,495.00** ~~\$21,700.00~~

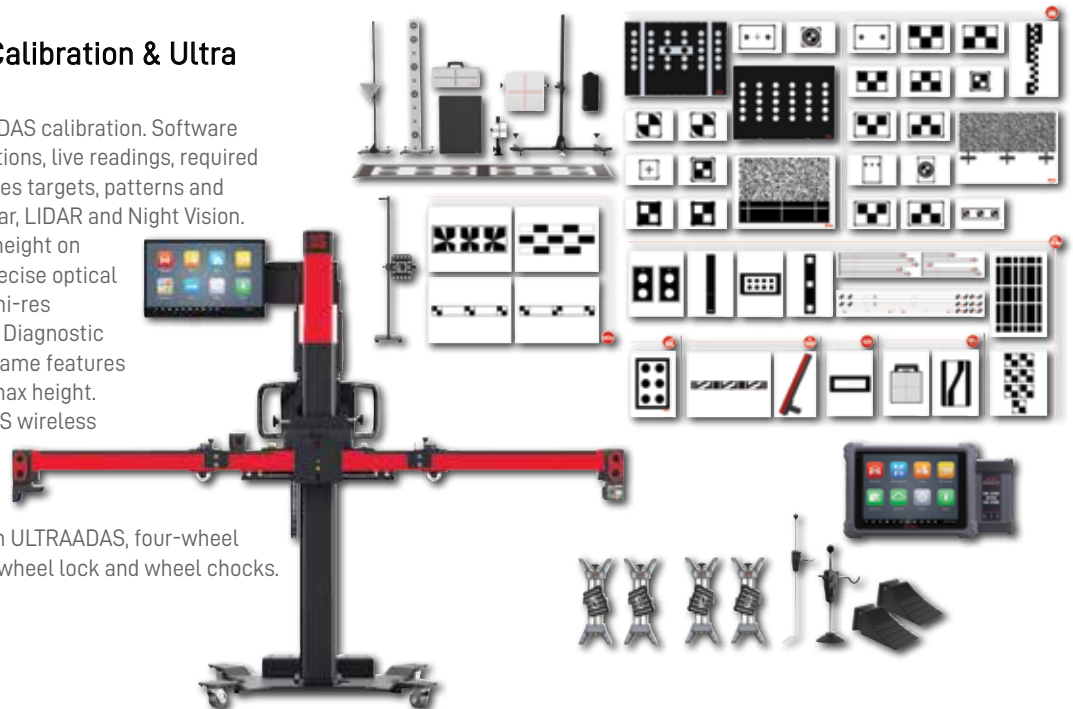
8-Sensor CCD alignment system for cars and light trucks. User-friendly software provides graphical instructions and guides the user through the alignment process. Extensive vehicle database spans 30+ years and over 40,000 vehicles. Featherweight wheel clamps with 12"-24" range (optional clamp extensions also available). Rechargeable Li-ion sensors with built-in Wi-Fi and shock-proof accelerometer provide up to 24hrs of work time. Portable wheel stands with turn plates align all vehicles including independent four-wheel suspensions and long wheel base light trucks.

Made in Italy, final assembly in USA. Stands made in the USA. Includes work/storage station, Windows PC, 27" TFT monitor, USB keyboard, (4) wheel sensors / clamps, brake pedal depressor, steering wheel holder, (4) wheel stands w/ turn plates.

AUTIA900AST Wheel Alignment + ADAS Calibration & Ultra Diagnostic System

Performs four-wheel alignment and ADAS calibration. Software includes Illustrated alignment instructions, live readings, required tools and adjustment locations. Includes targets, patterns and components to calibrate cameras, radar, LIDAR and Night Vision. Cameras automatically track vehicle height on shop lift. Robotic frame movement. Precise optical measurement with 6 self-calibrating, hi-res cameras. Dual screen operation on 13" Diagnostic tablet and 24" touchscreen monitor. Frame features folding crossbar, 6" min height and 7' max height. Includes 12.9-inch MaxiSYS ULTRAADAS wireless touchscreen tablet with Alignment and ADAS Calibration software, 24" touchscreen display that attaches to frame unit that can cast to and from ULTRAADAS, four-wheel clamps with camera targets, steering wheel lock and wheel chocks.

\$41,995.00 ~~\$43,267.56~~



CMBCSM825EVO Swing Arm Tire Changer

Traditional swing arm tire changer for general service and mid-volume use. Dual table clamping cylinders with value-added specifications for protection of alloy wheels and outside clamping from 13"-24" wheels. Dual stage inflation system with safety limiter and bead sealing inflation jets built into the clamping jaws. Custom mount/demount head features replaceable plastic inserts to protect wheels. Powerful, multi-angle adjustable bead breaker shovel loosens the most difficult tires and wheels. Requires compressed air and 110v, 50/60 Hz. Power Supply: 110V + Air; Rim Diameter (Ext.): 12" - 24"; Tire Diameter: 44"; Max. Wheel Width: 15"; Turn Table Speed: 8-15 rpm. Made in Italy. Final assembly in USA.

\$7,295.00 ~~\$7,495.00~~



CMBCECOMBOPA Tire Changer with Press Arm and Wheel Balancer Combo

Swing Arm Tire Changer with press arm. Dual table clamping cylinders and dual stage inflation system. Foot operated bead breaker. Power Supply: 110V 50/60 Hz + Air; Air Pressure: 145 PSI (10 bar); Rim Diameter (Ext.): 12"-24"; Tire Diameter: 44"; Max. Wheel Width: 15"; Turn Table Speed: 8-15 rpm. Space-Saver wheel balancer with direct weight placement. 3D inner data entry and AutoAdaptive enhancement software. Motorized, fast 5-second average cycle time. Includes Quick Clamping Wing Nut. Power Supply: 110V, 1ph, 50/60Hz; Balancing Speed: 100 rpm; Maximum Rim Width: 20"; Maximum Rim Diameter: 30"; Maximum Tire Diameter: 36"; Max Wheel Weight: 165 lbs. Final assembly and tested in the USA.

\$13,595.00 ~~\$13,795.00~~

CMBCEZ10 3D Data Entry Wheel Balancer, Motorized

Space saving wheel balancer with exclusive direct weight placement. 3D inner data entry arm uses Virtual Sonar and AutoAdaptive™ enhancement software to provide a faster, higher quality wheel balance service. Eliminates the time and hassle of caliper rim width data entry. Motorized, fast 5-second average cycle time. Multi-Function LED Display is accurate with simple to use interface. Electro-Magnetic brake holds the wheel for more accurate weight placement. Includes Quick Clamping Wing Nut. Power Supply: 110V, 1ph, 50/60Hz; Balancing Speed: 100 rpm; Maximum Rim Width: 20"; Maximum Rim Diameter: 30"; Maximum Tire Diameter: 36"; Max Wheel Weight: 165 lbs. Made in Italy. Final assembly in USA.

\$6,149.00 ~~\$6,295.00~~



GTCGBB6L2 Bead Bazooka® with 2" Release, 6L RAR

The most advanced bead seater ever made. Utilizes an upgraded trigger-operated Rapid Air Release (RAR) valve technology which provides more power in an ultra-compact design. Anti-corrosion interior tank coating. Compatible with motorcycle, car, light truck, and heavy commercial vehicles.

\$499.95

PLIERS & CLAMPS

Drop forged and hardened jaws. Rugged teeth profile for durability and toughness. Spring loaded release lever – releases easily even when tools are firmly locked. Large diameter rivets provide secure joints delivering durability & robust pliers. Durable nickel plate finish. Locking nut holds adjustment during repetitive jobs. Adjustable lead screws comes with 1/4" hex key drive. Allows easy pressure adjustment, draws materials together and provides a more controlled release

PART #	TYPE	LENGTH	PRICE	
LJ70550	Curved Jaw Locking Pliers	5"	\$13.95	\$16.00
LJ70650	Long Nose Locking Pliers	6"	\$14.95	\$17.00
LJ70700	Straight Jaw Locking Pliers	7"	\$17.95	\$21.00
LJ70750	Curved Jaw Locking Pliers	7"	\$17.95	\$21.00
LJ70950	Long Nose Locking Pliers	9"	\$18.95	\$22.00
LJ71000	Straight Jaw Locking Pliers	10"	\$19.95	\$24.00
LJ71050	Curved Jaw Locking Pliers	10"	\$19.95	\$23.00
LJ71060	4-Point Curved Jaw Locking Pliers	10"	\$19.95	\$23.00
LJ70600	Locking C-Clamp Without Pads	6"	\$15.95	\$18.00
LJ70620	Locking C-Clamp With Pads	6"	\$15.95	\$19.00
LJ71100	Locking C-Clamp Without Pads	11"	\$25.95	\$30.00
LJ71120	Locking C-Clamp With Pads	11"	\$29.95	\$36.00
LJ71800	Locking C-Clamp Without Pads	18"	\$44.20	\$52.00
LJ71825	Locking C-Clamp With Pads	18"	\$44.95	\$53.00
LJ70800	Locking Sheet Metal Clamp	8"	\$24.95	\$29.00
LJ70900	Locking Welding Clamp	9"	\$19.95	\$24.00

LJ9693311

7" x 12" Horizontal Band Saw

Step pulley drive train with 4 speed settings to cover all your sawing applications. Gear box utilizes a bronze worm gear and hardened worm shaft running in an oil bath. Adjustable hydraulic down feed of the saw head. Automatic shut off at end of cut. Adjustable ball bearing blade guides delivers straight accurate cuts. Flood coolant system cools and cleans chips from the blade. Chip brush. Rapid acting vise. Adjustable material work stop. Castors for easy positioning of the saw anywhere in the shop.



\$2,925.00 ~~\$3,250.00~~

LJ9691061

Belt & Disc Finishing Machine

2 x 42" belt with a 6" disc bench model. Belt operates in the horizontal or vertical position and is designed for fast, easy belt changes. Both the belt and disc come with a tilting work table. Disc table is slotted to accept the standard miter gauge. Cast base for maximum rigidity. 1-1/2" dust collection port. Belt table tilts to 60°, disc table tilts to 45°.



\$313.95 ~~\$392.00~~

LOCKING PLIERS



Curved Jaw

Straight Jaw

4-Point Curved Jaw

Long Nose

CLAMPS



C-Clamp with Pads

Locking Sheet Metal

C-Clamp without Pads

Locking Welding

LJ9661610 10-Ton Bench Top H-Press

Pressure gauge for direct pressure readings. Easily adjustable table for quick height changes between applications. Holes in side frames allow for insertion of long material. Hand operation for economic performance. Efficient hand pump is conveniently located for reduced operator fatigue. Fully-welded heavy steel plate frame for maximum rigidity. Factory preset relief valve to prevent exceeding maximum pressure capacity. By-pass hole prevents excessive ram extension. Rapid ram return starts as soon as release valve is opened and may be stopped at any point by closing the valve. Single acting cylinder design for improved operation.



\$1,704.95 ~~\$1,894.00~~

LJ9661613 Hyd Press, 25T, Man Pump

Pressure gauge for direct pressure readings. Easily adjustable table for quick height changes between applications. Holes in side frames allow for insertion of long material. Hand operation for economic performance. Efficient hand pump is conveniently located for reduced operator fatigue. Fully-welded heavy steel plate frame for maximum rigidity. Factory preset relief valve to prevent exceeding maximum pressure capacity. By-pass hole prevents excessive ram extension. Rapid ram return starts as soon as release valve is opened and may be stopped at any point by closing the valve. Single acting cylinder design for improved operation.



\$4,023.00 ~~\$4,470.00~~



	PART #	TYPE	JAW WIDTH	JAW OPENING	THROAT CAPACITY	PRICE	
A	LJ9699773	Ball Vise	4"	6"	1.5"	\$167.95	\$187.00
B	LJ9699772	Multi-Jaw Ball Vise	4"	6"	3"	\$263.95	\$293.00
C	LJ9699503	Multi-Jaw Ball Vise	5"	4"	3.5"	\$581.95	\$647.00
D	LJ9699504	Multi-Jaw Ball Vise	6"	6"	3.5"	\$634.95	\$706.00
E	LJ9699744	Combination Pipe & Bench Vise	4"	5"	3.5"	\$423.95	\$471.00
E	LJ9699745	Combination Pipe & Bench Vise	5"	6"	3.5"	\$481.95	\$535.00
E	LJ9699746	Combination Pipe & Bench Vise	6"	7"	3.75"	\$553.95	\$615.00
E	LJ9699748	Combination Pipe & Bench Vise	8"	8.25"	4.75"	\$769.95	\$855.00
F	LJ9699771	Clamp Base for LJ9629772 & LJ9629773	-	-	-	\$63.95	\$71.00



ALL NEW SELECTIONS!



SCAN
to see our
full line



CGDEFH Richardson® Deflector Hat

Structured, six-panel, mid pro profile. Pre-curved bill. Adjustable plastic snapback.

\$24.95



LIMITED
QUANTITY

CGGNOME Cornwell® Gnome

This custom gnome is loaded with lots of fun details including an oversized Cornwell® wrench, a Cornwell® branded hat, and a Cornwell® Tool collage tattoo, A unique addition to your patio, garden or man cave. Made of resin. Sits approximately 12" tall.

\$39.95



LIMITED
QUANTITY

CGMETALS Cornwell® Metal Light-Up Sign

This custom metal backlit sign is the perfect addition to any garage or mancave. Powder coated steel. Standard 110V. 6 ft power cord with toggle on/off switch. Approximately 24" wide.

\$121.95



CGSTRAWH Cornwell® Straw Hat

Lightweight and features a chin cord with a slider for easy adjustment. Custom tropical design under the brim. Hats are hand woven from straw and other natural materials. Weave may vary slightly from piece to piece. Cornwell® logoed patch on the front.

\$31.95



CGGEARC Cornwell® Gear Cooler

Features: reinforced handles, molle system straps, detachable side bag, stretchy straps, keychain and plenty of pockets. Embroidery Cornwell® Tools flag patch on front. Size: Approximately 13"L x 8"D x 9"H

\$35.95



CGSPORTSD Cornwell® Duffel Bag

Cornwell® printed Velcro® closure strap. Inside pockets. Mesh pockets on the side. Detachable, adjustable shoulder strap. Padded carrying handles. Durable, re-enforced bottom. Cornwell® logos featured on both sides. Approximate size: 10.50 H X 24.00 W X 10.50 D.

\$38.95



CGWMJ
Cornwell® Tritan Water Bottle

32oz. wide mouth water jug. Composed of impact and shatter resistant Tritan™ material. Screw-on cap with safety strap. Features measurement markings in ounces and milliliters. BPA Free. Imprinted with a Cornwell® Tools logo.

\$22.95



CGDFT
Driving Forward Tumbler

30 oz. Double wall stainless steel. Keeps drinks hot or cold for up to 8 hours. Cornwell® "Driving Forward" logo engraved on both sides. Drink-thru lid.

\$15.95 ~~\$17.95~~



CGHAM
Cornwell® Hammock

Portable soft hammock with attached carry bag. Includes set-up hardware, straps, and carabiners. Material straps are "tree safe" unlike wire and chains. Perfect for day trips, backyards, or long adventures. Holds up to 600 lbs. Imprinted with a Cornwell® logo. Approx. 106"L x 55"W.

\$28.95 ~~\$31.95~~



CGPICKB
Cornwell® Pickle Ball Set

Set comes with two custom Cornwell® fiberglass paddles, two indoor balls, two outdoor balls (not shown) and drawstring carry bag.

\$60.95



Bits T Shirt

- CGBITSTM** - M
- CGBITSTL** - L
- CGBITSTXL** - XL
- CGBITST2XL** - 2XL
- CGBITST3XL** - 3XL

Navy, pre-shrunk 100% ring-spun USA cotton. Soft tee with tear-away label for extra comfort. Imprint on the front with "Stop staring at my bits" graphic.

\$18.95 ~~\$21.95~~



Sun Shirt

- CGLSUNM** - M
- CGLSUNL** - L
- CGLSUNXL** - XL
- CGLSUN2XL** - 2XL
- CGLSUN3XL** - 3XL

4.1 oz smooth touch 100% polyester. High performance breathable fabric and UPF 50+ sun protection. Moisture wicking keeps you comfortable and dry. Antimicrobial treatment eliminates odor.

\$64.95



Vibe T

- CGVIBETM** - M
- CGVIBETL** - L
- CGVIBETXL** - XL
- CGVIBET2XL** - 2XL
- CGVIBET3XL** - 3XL

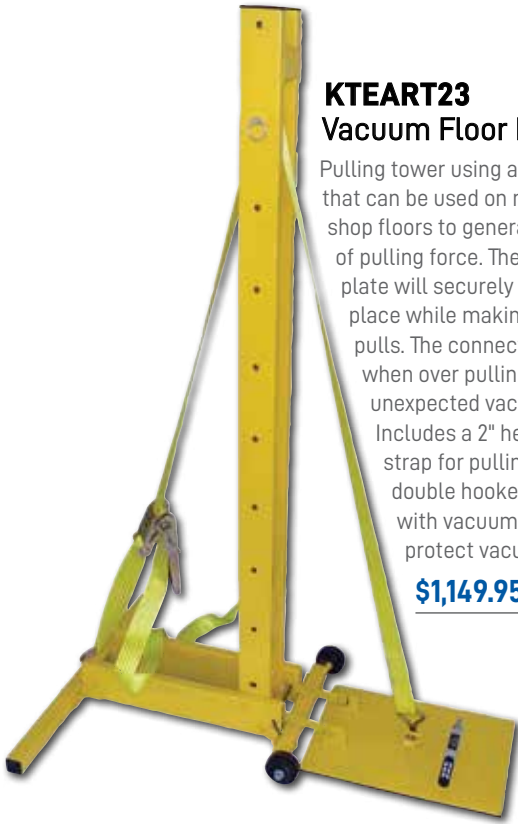
Black, pre-shrunk 100% ring-spun USA cotton. Soft tee with tear-away label for extra comfort. Vibrant Cornwell® graphics on the back. Cornwell® logo on the left chest.

\$20.95

KTEART23 Vacuum Floor Puller

Pulling tower using a vacuum plate that can be used on most crack free shop floors to generate up to 1200 lbs. of pulling force. The vacuum base plate will securely hold the tower in place while making light sheet metal pulls. The connector bars add safety when over pulling and there is an unexpected vacuum plate release. Includes a 2" heavy-duty ratchet strap for pulling as well as a 1" double hooked strap to store with vacuum plate off ground to protect vacuum seal.

\$1,149.95 ~~\$1,297.00~~



KTEART45 Heavy-Duty Door Lift

Allows one person to quickly and safely remove or replace doors. Built to last with 1-1/2" steel tubing, (4) heavy-duty casters. ACME thread allows for precision height adjustment. Self leveling arms that tilt and lock, and a wide stance for added stability.

\$474.95 ~~\$538.92~~

Short Wave Paint Curing Lamp

KTEART1200 - 1200 Watt **\$374.95** ~~\$412.50~~

KTEART2400 - 2400 Watt **\$674.95**

110V Short wave infrared paint curing lamp. For use in automotive paint curing applications. Includes: infrared curing lamps, control box (KTEART2400 only), and wheeled base stand



DFDFDM555UDX Ultra Ding Massager

Excellent PDR Kit for removing dings and small dents from OEM paint. Includes: Squeeze Puller, T-Puller, Knock Down Tool with 2 Heads (pointed and rounded), 6-Piece Hard Plastic Knockdown & Shaping Tools, Slide, 120V Glue Gun, Plastic Scraper Stick, 12 Glue Sticks, 24 Different Pulling Nibs & Blow Molded Case

\$494.95





MMWUWC4 Heavy-Duty Welding Cart

Can be used for MIG, Stick, TIG welders and Plasma cutters along with a cylinder of shielding gas for the application. 400 lb. capacity. 18 gauge steel construction and powder coat finish. Shelf Dimensions: 15-1/4" x 22-1/2" top shelf and 15-1/2" x 21-7/8" bottom shelf. 18" clearance between bottom and top shelves.

\$339.95



MMWC2XL Universal Welding Cart

Top shelf: 23-3/4" x 12-3/4". Holds 7-1/2" diameter cylinders. Fold down front handle for towing. 110 lbs. capacity.

\$249.95



MMWC3 Welding Cart with Locking Door

Can be used for MIG, Stick, TIG welders and Plasma cutters along with a cylinder of shielding gas for the application.

\$299.95



MMWBS250TO Oxyacetylene Welding Outfit

Medium-duty outfit for general purposes. Can weld up to 1/4" and cut up to 1/2". Includes: torch handle with check valve, cutting attachment, Oxygen and Acetylene regulators, cutting tip, welding nozzle, T-Grade 17.5 foot twin hoses, goggles, and striker

\$389.95



Welding Jacket

MMWFRJM - M
MMWFRJL - L
MMWFRJXL - XL
MMWFRJ2XL - 2XL

Vented back. Barracuda collar. Snap front. Dual soapstone/scribe pockets. Snap cuffs.

\$69.95

MMWMP143I 120V MIG & Flux Welder

Inverter-powered wire feed welder for flux core and MIG welding plus a DC stick welder. It uses leading edge Inverter Technology to provide high quality welds that are crisp, clean, and consistent. It comes complete with a regulator and gas hose for easy connection for MIG welding plus a weld cable. Directly connect this unit to a 120V, 20A AC receptacle. It is designed to weld materials as thin as 24 gauge all the way up to 3/16" in a single pass.

\$699.95 ~~\$799.95~~



MMWMP185DV Dual Voltage Mig & Flux Welder

Inverter-powered, dual voltage, wire feed welder for flux core and MIG welding plus a DC stick welder. It uses leading edge Inverter Technology to provide high quality welds that are crisp, clean, and consistent with plenty of power and will impress the most experienced of welders. It comes complete with a regulator and gas hose for easy connection for MIG welding. Directly connect this unit to a 230V NEMA 6-50R receptacle or attach the supplied 120V adapter cord to operate off of 120V power. It is designed to weld materials as thin as 24 gauge all the way up to 3/8" in a single pass. This machine is spool gun ready. (Optional), Spool Gun is capable of welding aluminum with 4" spools of aluminum wire.

\$1,495.00 ~~\$1,695.00~~



MMWMP242DVIK 4 in 1 Dual Voltage Welder

Multi-Process, Dual Voltage portable DC Inverter welder with LCD interface. Capable of welding solid wire (steel, stainless and aluminum) with shielding gas, flux core wire, DC stick, and lift arc DC TIG on steel and stainless steel materials. Comes complete with a spool gun for aluminum welding. Dual Voltage, 120V, 20A 50/60 HZ, and 230V, 36A 50/60 HZ Single Phase Input Power, 40 to 200A Output. Duty cycle, 40% @ 90A (120V) and 20% @ 200A (230V).

\$2,695.00 ~~\$2,995.00~~



MMWMP251I 250 Amp Mig Welder With Spool Gun

A versatile 230V, 250A multi-process welder that comes with MIG and Spool guns with a built in single/dual cylinder rack. Features a Synergic LCD control that allows the operator to select processes and weld settings along with ability to load and save weld programs. Accepts a wide variety of wire spools. It is designed to weld materials as thin as 24 gauge all the way up to 1/2" in a single pass. The Spool Gun is capable of welding aluminum with 4" spools of wire. Comes with 12 ft. MIG gun, 12 ft. Spool gun, two dual gauge regulators, two gas hoses, and extra contact tips and drive rolls. MIG wire not included.

\$3,795.00



MMWTIG242DVI Tig Welder AC/DC, Dual Voltage

Dual voltage, inverter powered AC and DC TIG, Pulse TIG and DC Stick welder. This unit is intended to be used on a 50-amp 230V AC circuit or 120V, 20A AC circuit, without the use of an extension cord. This machine comes complete with a TIG Torch, a Foot Pedal, regulator/flowmeter with inert gas hose, a ground cable and clamp, and an Electrode Holder with cable.

\$2,895.00 ~~\$3,295.00~~



MMWP700DVI Dual Voltage Plasma Cutter

Cuts up to 11/16" steel at a travel speed of 10" per minute. Cuts all electrically conductive materials. Cuts a narrow kerf that results in a smaller heat affected zone for reduced warping. Pilot arc for easy starts. Built-in air pressure adjustment and gauge, indicator lights and thermal overload protection. Built in water separator. Input power: 120V, 25A 50/60 Hz single phase; 230V, 40A 50/60Hz single phase. Output Voltage: 150 to 40A. Duty cycle: 40% @ 25A (120V Power); 60% @ 40A (230V Power). Required Compressed Air: 4.5 CFM @ 60

\$2,095.00



MMWAGHOTHEAD2.0 USB Rechargeable Welding Helmet Fan

Welding helmet ventilation and cooling system. Universal clip on attaches to nearly every welding helmet. Activated charcoal filter and positive pressure reduces fumes by up to 90%. Lightweight at just over 5 ounces.



\$129.95

XPMMWWGLG Welding Goggles with FREE Clip Light & Welding Gloves

Auto-darkening goggles are a unique protective alternative to a traditional welding helmet. The lightweight, low profile form makes it ideal for tight clearance environments. 4 sensors and 5-13 lens shade rating on a dual coated bronze lens. Comes with a replaceable CR2450 battery (MMWWG1). Includes FREE Clip Light (MMWWGLIGHT) and (1) pair of Blue Mig/Stick Welding Gloves large (MMWAG1080L).



\$328.57 ~~\$395.85~~

FREE WELDING HELMET BAG

WHEN YOU PURCHASE A QUALIFYING HELMET



A
XPMMW58VGB
Variable Shade
Welding Helmet
with FREE Bag

Includes Variable
Shade Welding Helmet
(MMW58VG)

\$159.95 ~~\$192.90~~

C
XPMMW56VGB
Variable Shade
Welding Helmet
with FREE Bag

Includes Variable
Shade Welding Helmet
(MMW56VG)

\$169.95 ~~\$216.90~~

E
XPMMW67VGB
Variable Shade
Welding Helmet
with FREE Bag

Includes Variable
Shade Welding Helmet
(MMW67VG)

\$241.95 ~~\$280.90~~

G
XPMMW77VGB
Variable Shade
Welding Helmet
with FREE Bag

Includes Variable
Shade Welding Helmet
(MMW77VG)

\$294.95 ~~\$335.90~~

I
XPMMW820DVGB
Digital Variable Shade
Auto Darkening
Welding Helmet with
FREE Bag

Includes Digital Variable Shade
Welding Helmet (MMW820DVG)

\$389.95 ~~\$436.90~~

B
XPMMW59VGB
Variable Shade
Welding Helmet
with FREE Bag

Includes Variable
Shade Welding Helmet
(MMW59VG)

\$174.95 ~~\$206.90~~

D
XPMMWWH3538LB
Auto Darkening
Welding Helmet/
Built-In Light with
FREE Bag

Includes Auto Darkening
Welding Helmet
(MMWWH3538L)

\$169.95 ~~\$206.90~~

F
XPMMW710DVGB
Digital Variable
Shade Auto
Darkening
Welding Helmet
with FREE Bag

Includes Digital Variable
Shade Welding Helmet
(MMW710DVG)

\$209.95

H
XPMMW811VGB
Variable Shade
Welding Helmet
with FREE Bag

Includes Variable
Shade Welding Helmet
(MMW811VG)

\$369.95 ~~\$416.90~~

J
XPMMW900PVGB
Digital Variable
Shade Panoramic
View Welding Helmet
with FREE Bag

Includes Digital Variable
Shade Welding Helmet
(MMW900PVG)

\$449.95 ~~\$516.90~~

LOG SPLITTER & GENERATORS



FIR2035 30' Retractable Cord

Keep your work area tidy and organized with this 30' retractable extension cord reel, enhanced with illuminated receptacles.

\$114.29



FIRGS2201 22-Ton Log Splitter

196cc 6.5 HP horizontal and vertical gas log splitter. Handles logs up to 24 inches in length. 7" hardened steel wedge. Auto return.

\$1,571.96



FIRT12071 12K/15K Tri-Fuel Generator with Electric Start

A powerhouse in the tri-fuel V-Twin generator category, offering versatility with options for gasoline, propane, or natural gas. With an impressive 15000 watts, 50A, and 120/240V output, it's designed to meet all your power requirements while prioritizing safety with its CO Alert feature. The generator is driven by a robust 760cc V-Twin engine, ensuring efficiency even in demanding conditions, and operates at a controlled noise level of 83dB. It has a 13-gallon fuel tank for up to 12 hours of continuous power, and added conveniences like a lift hook, wheel kit, and foldable handle for easy transport. The 4-in-1 data minder keeps you informed about voltage, frequency, and hours of operation, as well as alerts for low oil levels.

\$4,006.33



FIRT08072 Tri-Fuel Portable Generator 10000/8000W Electric Start Wheel Kit

Can run on gasoline, propane, and natural gas. 10000 watt generator. Electric starting system provides easy operation. Max Pro Series 439cc engine runs coolly and efficiently thanks to its Phoenix Fat Head Block. Running watts 8000W (GAS), 7250W (LPG), 5500W (NG). Starting watts 10000W (GAS), 9050W (LPG), 6900W (NG). 120/240 volts. 8-gallon tank up to 12 hours of run time at 25% load. Weight: 213 lbs.

\$1,482.89

FIRW03386 3300/3000W Remote Start Inverter Portable Generator CARB and cETL Certified

Inverter portable generator offers clean, quiet 120V power. With an included RV-Ready TT-30R 30 Amp outlet, it's ideal for powering RVs, providing backup power during outages and for work on home projects. CO Alert shutdown system shuts off the generator when a predetermined CO (Carbon Monoxide) level accumulates around the generator. 1.8-gallon fuel tank. The 193cc engine produces 3650 starting watts and 3300 running watts and will run for 8.5 hours at 25% load.



\$1,171.17

FIRFPG20T 2" Portable High Pressure Semi-Water/Trash Pump Kit

Powered by a gasoline engine. Pump features a 15' intake hose and 25' discharge output hose. The 208cc engine has a 0.95 gal. gas tank. Engine driven pump with a maximum flow of 160 GPM, is non-submersible and comes equipped with a low oil sensor that automatically shuts off the engine when the oil level is below operating standards. Comes mounted on a rigid frame that prevents damage and provides an easy tie down option for transportation. Includes an 8" wheel-kit and folding handle.



\$547.73

FIRW05583 Gas Inverter Portable Generator 6850/5500W Remote Start 120/240V

The ultimate power companion for outdoor enthusiasts who demand the best. This Whisper series generator delivers an impressive 6850 starting watts and 5500 running watts with 120/240V availability, ensuring a surge of power when needed. Weighing 136.7lbs, its mobility is unmatched with an 8" wheel kit and u-shaped handle. Fueled by the Max Pro Series 322cc engine, it runs cool and quiet at 64dBs. The eco mode button optimizes fuel consumption, and it can be seamlessly paralleled. The cutting-edge CO Alert feature, two 20A plugs, multiple 30A ports, a 50A plug, 12V DC plug, USB port, and everything you need in the box.



\$1,883.67

FIRH03655 Dual Fuel Portable Generator 4550/3650W Recoil Start

Reliable dual fuel portable generator with a convenient recoil start feature. This powerhouse boasts 4549 starting watts and 3650 running watts, ensuring dependable performance. Equipped with advanced Max Pro Series 208cc engine, it maintains optimal temperature and efficiency thanks to the innovative Phoenix Fat Head Block. Dimensions: 27.6"L x 18.1"H x 20.5"W. Weight: 112 lbs.



\$760.00

FIRW01784 Inverter 2100/1700W Recoil Start

Fuel economy mode reduces fuel consumption and promotes engine efficiency. Cast iron sleeved engine for long durability with automatic low oil shutdown protection. Large tank with integrated fuel gauge. Quiet muffler (Whisper Series) with USDA FS certified spark arrester. Conveniently located multi-featured control panel. Bonus accessories including engine oil, oil funnel, tool kit and battery charge cable.



\$814.92

FIRP03613 4650/3650W Recoil Start with CO Detection & Shutdown Generator

This generator stands alone. Comes with new PGMA compliant CO shutoff alert system. Equipped with 3650 running watts, 4550 starting watts and runs at 67dB. The ergonomic grip makes for simple starting with the reliable recoil start. With 120V power and 30A outlets, it's California and Canada emissions certified. The easy-to-view control panel includes a 4-in-1 data minder measuring Volts, Hertz, Hrs and low oil indicator along with a RV ready outlet. The Max Pro Series 208cc engine runs cool and efficient thanks to the Phoenix Fat Head Block. Equipped with a 5-gallon fuel tank, the P03613 runs for 14hrs. Everything you need is in the box, including: oil, funnel, operator's manual, and spark plug wrench.



\$696.17

AIR COMPRESSORS



ACC318VL
7.5 HP 2 Stage
Compressor
\$4,995.00



ACC4916VS
5 HP 2 Stage
Compressor
\$2,395.00



ACC4918VS
5 HP 2 Stage
Compressor
\$2,795.00



ACC6061V
3.5 HP Single Stage
Compressor
\$1,695.00

	ACC318VL	ACC4916VS	ACC4918VS	ACC6061V
HP	7.5	5	5	3.5
VOLTAGE OR ENGINE	230/1 PH	230/1PH	230/1PH	230/1PH
PUMP STAGES	2 Stage	2 Stage	2 Stage	1 Stage
MAX. PSI	175	165	175	130
ACFM @ 100 PSI	25.25	16.1	15.33	12.35
ASME TANK	80 Gallon	60 Gallon	80 Gallon	60 Gallon
DIMENSIONS	39"L x 24"W x 77"H	23"L x 27"W x 70"H	36"L x 24"W x 73"H	30"L x 22"D x 68"H
SHIPPING WEIGHT	479 lbs.	261 lbs.	382 lbs.	261 lbs.



ACC5024VP
 2 HP Single Stage
 Compressor
\$1,395.00



ACC3G3HHL
 13 HP 2 Stage
 Compressor
\$5,595.00



ACC2025066004
 1 HP, 6 Gallon Pancake
 Compressor, 175 PSI, 120/1/60
\$319.95 ~~\$383.33~~

ACC5024VP	ACC3G3HHL	ACC2025066004
2	13	1
120/2PH	Honda	120/1/60
1 Stage	2 Stage	
145	175	175
7	25.25	3 @ 90 PSI
20 Gallon	30 Gallon	6 Gallon
22"L x 21.5"W x 47.8"H	44"L x 19"W x 45"H	17"L x 17"W x 20"H
180 lbs.	369 lbs.	40 lbs.

JOIN THE CLUB. STEP ON A TRUCK. BE YOUR OWN BOSS

cornwellfranchise.com or call 1-800-321-8356



ARBOR PRESS

Delivers the heavy force needed for riveting, squeezing, punching, bending, and other pressing applications. Removable machined steel anvil provides accurate work support in four slot positions. Depth stop securely clamps to the ram and withstands full pressure. A lockable fine adjustment screw accurately limits the depth of the ram stroke. Punches or tools may be added to the end of the ram with the aid of a magnetic insert. The ram is reversible with one end solid and the other end with a hole and magnet to hold bits and tools. Sturdy, cast-iron construction. Rugged steel ram is driven by a machined pinion. Base drilled for mounting on a bench or pedestal.



PART #	FORCE	LEVER RATIO	SWING	ANVIL DIA.	MAX. WORK HEIGHT	RAM DIMENSIONS	HEIGHT	BASE DIMENSIONS	WEIGHT	PRICE
A LJ9691101	1 Ton	18.0:1	8"	4-7/16"	6"	1" x 1"	11"	6-1/8" x 10-9/16"	34 lbs.	\$209.95 <small>\$233.00</small>
B LJ9691201	2 Ton	19.0:1	10-3/8"	6-3/4"	7-7/8"	1-1/4" x 1-1/4"	15-1/8"	8" x 16"	70 lbs.	\$399.95 <small>\$446.00</small>
C LJ9691301	3 Ton		11-3/4"	6-5/8"	11"			9-1/2" x 18"	135 lbs.	\$888.95 <small>\$988.00</small>
D LJ9691401	4 Ton		16-1/2"	10"	14"	1-1/2" x 1-1/2"		10" x 20"	220 lbs.	\$1,525.95 <small>\$1,695.00</small>